



Water Division  
2235 NW 8th Street  
Meridian, ID 83646

Phone: (208)888-5242  
Fax: (208) 884-1159  
[water@meridiancity.org](mailto:water@meridiancity.org)

*"If there if magic  
on this planet, it is  
contained in  
water."*

— Loran Easley



[www.meridiancity.org](http://www.meridiancity.org)

### It's Important, Pass It Along...

If other people such as tenants, residents, patients, students, or employees receive water from you, it is important that you provide this Water Quality Report to them by posting it in a conspicuous location or by direct mail or hand delivery.

For more copies or to receive this Water Quality Report in electronic format please contact the Water Division at 208-888-5242 or email us at: [water@meridiancity.org](mailto:water@meridiancity.org).

### Additional Information and Links

|   |  |
|---|--|
| Meridian Water Division .....                   | <a href="http://www.meridiancity.org/water">www.meridiancity.org/water</a><br>208-888-5242                 |
| Meridian Backflow Prevention Program.....       | <a href="mailto:backflow@meridiancity.org">backflow@meridiancity.org</a><br>208-888-5242                   |
| Meridian Environmental Division.....            | <a href="http://www.meridiancity.org/environmental">www.meridiancity.org/environmental</a><br>208-489-0351 |
| Idaho Department of Environmental Quality ..... | <a href="http://www.deq.idaho.gov">www.deq.idaho.gov</a><br>208-373-0550                                   |
| US Environmental Protection Agency (EPA) .....  | <a href="http://www.epa.gov/safewater">www.epa.gov/safewater</a>   |
| Safe Drinking Water Hotline.....                | 800-426-4791   |
| American Water Works Association.....           | <a href="http://www.drinktap.org">www.drinktap.org</a>   |

### Water Superintendent

Dennis Teller  
(208) 888-5242  
[dteller@meridiancity.org](mailto:dteller@meridiancity.org)

### Public Works Director

Tom Barry  
(208) 898-5500  
[tbarry@meridiancity.org](mailto:tbarry@meridiancity.org)

### Mayor

Tammy de Weerd  
(208) 888-4433  
[mayortammy@meridiancity.org](mailto:mayortammy@meridiancity.org)

### Council Members

Keith Bird  
Brad Hoaglund  
Charlie Roundtree  
David Zarembo



# Water Quality Report 2012

CITY OF MERIDIAN, PUBLIC WORKS



Meridian Water Tower Construction, Circa 1976  
Photo courtesy of Bruce Stuart, Doug Schofield, Lee Glover





## CONTENTS:

1

Water Sources

2

Kid Corner

3

Cross Connection  
Flushing Program

4

Public Works Week

5

Conservation Tips

6

Protecting Our  
Water Supply

7

Water Quality in Your  
Neighborhood

8

Water Quality  
Data Table

9

Definitions and  
Information from EPA

# Thank you

**for choosing the City of Meridian as your place of residence...**

We at the Meridian Public Works Water Division are working hard daily to provide clean drinking water for you! Once again, we are pleased to provide you with this year's Annual Water Quality Report celebrating yet another successful year of supplying drinking water that meets or surpasses all established state and federal drinking water quality standards.

Our continued commitment to you, our valued customer, is to remain vigilant in protecting our precious water resources while delivering the safest, highest quality drinking water at an affordable price.

## Exceptional Service in Every Drop!

This report covers water quality information from 2012. By reading its contents, you will learn where your drinking water comes from, what it contains and how it is protected, treated and monitored.

You will also learn how to interpret the enclosed sample data, valuable water conservation tips and how you can help assist us to protect and preserve this invaluable resource for future generations.



*Dennis Teller,  
Water Superintendent*



### COVER PHOTO:

#### Did You Know?

The Meridian Water Tower was built in 1977 at a cost of \$400,000. It can hold 500,000 gallons of water that weighs in at almost 4.2 million pounds! The tank is 117 feet tall and is painted Sunshine Yellow.



Ustick Booster Station

## Water Sources

### Where Our Water Comes From...

In Meridian, all of our drinking water is drawn from deep within the Boise Aquifer through 20 individual groundwater wells owned and operated exclusively by the City.

This water is disinfected and distributed into the water system through approximately 400 miles of water distribution lines. There are 5 pressure zones serving over 28,000 residential and business connections, 24 hours a day, 7 days a week.

In order to maintain our high quality water, Division staff continually monitor the disinfection process, making necessary adjustments. The water quality team also performs water quality tests (over 5,000 last year) in order to properly monitor the quality within our distribution system. Through this continuous process, the Water Division ensures that all drinking water delivered to you, our customer, is safe and meets regulatory requirements.

Last year, Meridian used 3.1 billion gallons of drinking water for its household and commercial uses, that adds up to be about 8.7 million gallons of water each day. By being proactive, the City of Meridian has established water supplies capable of satisfying our current and future water demands.

By improving the operations of our water production and distribution facilities, we will continue to ensure adequate reserves of this valuable, life giving resource are available for future generations.



Chip Hudson, Assistant Water Superintendent and Hydro

### Get Involved...

It's your drinking water and your input is important to us! You, as a citizen of Meridian, have a voice in the decisions made regarding our drinking water system. You can attend and participate in City Council meetings held Tuesday evenings at Meridian City Hall, located at 33 E Broadway. City Council meetings are also streamed live and video archived on the City of Meridian website at [www.meridiancity.org](http://www.meridiancity.org).

Council meeting agendas can be found online at [www.meridiancity.org](http://www.meridiancity.org), and are posted in the lobby of City Hall and outside its front doors. You can also register online at [www.meridiancity.org](http://www.meridiancity.org) to subscribe for the latest agendas and minutes to automatically be e-mailed to you. And don't forget, check us out on Facebook and Twitter for the latest updates and info on current and upcoming City events.







## Super Scouts!

Boy Scouts Carson Murphy and Connor Coombs completed their Eagle Scout projects by coordinating a total of 60 volunteers to paint 219 City Fire Hydrants this past year.

Special thanks go to these Scouts for their time, their hard work and for making our community more beautiful. They are just another reminder that Meridian is filled with great people making it a great place to live.

## Hints

### ACROSS

- 1 ..... Page 6  
 4 ..... Page 1  
 6 ..... Page 6  
 8 ..... Cover

### DOWN

- 2 ..... Page 5  
 3 ..... Page 3  
 5 ..... Every page  
 7 ..... Page 4

Meridian's

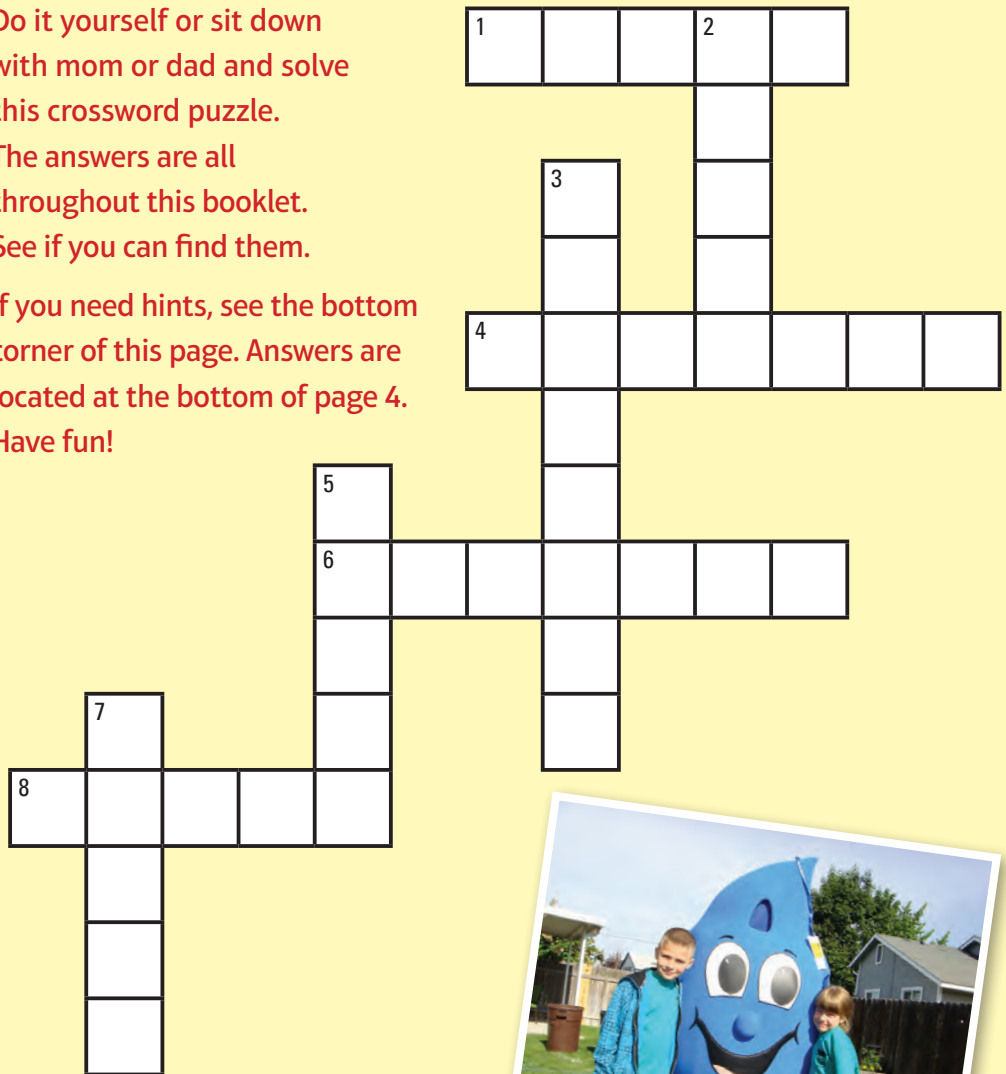
# Kid Corner!

Do it yourself or sit down with mom or dad and solve this crossword puzzle.

The answers are all throughout this booklet. See if you can find them.

If you need hints, see the bottom corner of this page. Answers are located at the bottom of page 4.

Have fun!



### ACROSS

- 1 Meridian's water supply comes from 20 of these.  
 4 To share your input on water issues, you can attend City Council meetings every week on this night.  
 6 This must be refilled with non-polluted water to remain healthy and available for use.  
 8 This historic landmark can be seen from miles away and stands 117 feet high.


### DOWN

- 2 Checking for these around your house can save you money.  
 3 Meridian runs this routine year round program to clean out sediment and build up.  
 5 This booklet is all about Meridian's \_\_\_\_\_?  
 7 Public \_\_\_\_\_ Week is June 4-8 and is filled with fun activities.



## Cross Connections

What you need to know about backflow...



Brian surveying a Backflow Preventor

A **Cross Connection** is a link between a consumer's drinkable water and potentially contaminated water line, such as irrigation lines, private wells, tree and plant wells. If there is a change in pressure near a cross connection, water can flow backward into your home's plumbing and into your fresh water supply. This is known as backflow and it can pose serious risks.

You could have a problem with backflow and not even know it. Irrigation systems, fire suppression systems, or just an everyday garden hose can cause undesirable or potentially contaminated water to enter into your potable water system.

Because of the potential hazard cross connections can pose to you and the water system, the City of Meridian actively enforces the ordinances concerning backflow. These ordinances include requiring annual testing compliance for the thousands of existing backflow prevention assemblies located throughout our City.

Backflow Prevention assemblies range from small vacuum breakers on household hose bibs to larger double check and reduced-pressure principal devices. The State of Idaho requires that these devices be tested annually and the results from these tests must be submitted to the City. The City of Meridian understands the inconvenience of incurring this testing cost and is offering a \$10.00 credit on utility bills to those who test their assemblies on time. Visit the Water Division's section of the City website at [www.meridiancity.org/backflow/](http://www.meridiancity.org/backflow/) for an updated list of local professionals who can perform this testing for you.

In addition, dual connections are not allowed and must be removed, per City Resolution 10-763. Dual connections are physical connections between potable water (Drinking Water) lines and pressurized irrigation water lines. Connections between these two different sources can be dangerous as irrigation water is not meant for direct consumption. Backflow prevention devices are critical in protecting the integrity of our community's water supply and must be tested annually. Please help us by doing your part and testing your assembly on time.

If you are not sure if you have the proper backflow protection on your plumbing system or if you have a possible Dual Connection in need of removal, please contact the Meridian Water Division at (208) 888-5242 or at [backflow@meridiancity.org](mailto:backflow@meridiancity.org). We would be glad to help.

## Water Flushing Program:

The Meridian Water Division works hard to provide quality water for you! As part of the Water Divisions, on-going water quality program, the Division runs a routine year-round flushing program. Flushing protects all water within the system by clearing out the buildup of naturally-occurring sediments within the system that can cause discoloration, taste and odor problems. Flushing is also a critical part of the hydrant maintenance program which ensures adequate water flow is available for firefighters.

During flushing activities, water can appear discolored. This water is safe to drink, but if used for washing clothes it could cause unwanted staining. We do our best to avoid this by providing advance notification of flushing events to our customers through electronic notifications.

This notification service is provided at not cost, but requires e-mail contact information in order to be added to our list.

For more information or to be added to the electronic flushing notification list for your area, please contact the Meridian Water Division at 208-888-5242 or e-mail us at [water@meridiancity.org](mailto:water@meridiancity.org).

Doug flushing a fire hydrant

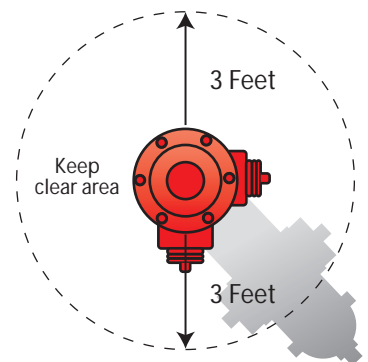


## Clearances...

Did You Know?

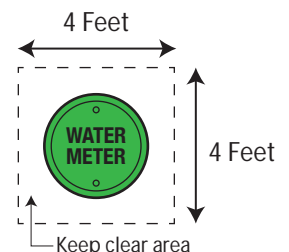
Clearance around City water infrastructure such as meters and fire hydrants is critical for ensuring the safety of emergency workers, citizens and staff. When these features are obstructed valuable time is lost on gaining access instead of concentrating on the emergency at hand. With over 4,400 fire hydrants and 29,000 meters we need your help to keep these facilities free from obstructions and ready for use. Here are the minimum spaces we need.

The requirements are as follows:



### Fire Hydrant Clearance:

Maintain a (3) three foot clearance around the circumference of the fire hydrant. This is per the International Fire Code Section 508.5.5.



### Water Meter Clearance:

Maintain a 4 x 4 square foot clearance with the meter at the center. This is per City Code Section 9-1-33.

# Come Join the Celebration!

## 5th Annual

# Public Works Week

## June 4-8, 2013



Public Works Week is a nationwide celebration of Public Works programs and activities highlighting what we do behind the scenes to provide our citizens with critical services that afford us the high quality of life we have come to appreciate in Meridian.

This year we have several events planned to say thanks for all of your support over the past year. We hope to see you there!

### Wednesday

## Expo

**JUNE 5**

4:00pm - 7:00pm

**LOCATION:**  
Meridian City Hall  
33 E Broadway,  
Meridian

- FREE Hot Dogs & Popcorn
- Mini Heavy Equipment Rodeo
- Fire Hydrant Flushing Demo
- Live Pipe Cleaning Demo
- Interactive Educational Displays
- Kids Activities, Face Painting, Interactive Displays and More...
- Large Equipment Show
- Meet & Greet Public Works Staff
- **FREE Fun for Everyone!**

### Friday

**JUNE 7**

Check-in at 1pm  
Starts at 2pm

**LOCATION:**  
4200 W. Talemore  
Blvd., Meridian

## Golf Scramble

**LAKEVIEW GOLF CLUB**

\$50/player, Teams of 4  
Register now!

### Saturday

**JUNE 8**

Registration time  
8:00am day of run  
Race Begins at  
8:30am

**LOCATION:**  
8th Street Park  
2235 NW 8th Street

## Poop Scoot

**3K/5K FUN RUN/WALK**

Participants race to see if they can beat a tennis ball traveling through the sewer collection lines from the Water Division office to the Wastewater Treatment Facility.

Entry Fee: Food for the Meridian Food Bank  
*Great fun for the entire family!*

Register online @  
[www.meridiancity.org/public-works.aspx?id=265](http://www.meridiancity.org/public-works.aspx?id=265)

### Thursday

**JUNE 6**

5:15pm - 8:00pm

**LOCATION:**  
Meridian City Hall  
33 E Broadway,  
Meridian

## Go with the Flow Facility Tour

- First come, First Served...
- Space is limited and you must Pre-Register.
- To register please contact Mollie Mangerich at: [mmangerich@meridiancity.org](mailto:mmangerich@meridiancity.org)
- For more info call 898-5500



# Conservation Tips:

## Checking for leaks around your house can save you **money**

### Check your water meter.

Turn off all indoor and outdoor faucets and water-using appliances. Note the reading on your meter. After a half hour, recheck the reading on your meter. If it has changed, you need to thoroughly check your property for leaks.

### Test your toilet.

Toilets are the most common sites for leaks. Place a few drops of food coloring in the tank. If colored water appears in the bowl without flushing, you probably have a worn flapper, plunger ball or other toilet part. This is easy and inexpensive to fix.

### Check showers and faucets.

Faucet and shower head leaks can waste up to 170 gallons of water per day! Replace worn washers for another cheap and easy fix.

### Listen, look and feel for leaks.

Moist spots around and under indoor and outdoor plumbing, sagging ceilings or places where mold is growing can be clues to a water leak.

### Check your water heater.

While some condensation on the cold water pipe to the water heater is normal, check to make sure the pipe, fittings and relief valve are not leaking. Check pipes and fittings around other water-using appliances as well.

### Check your yard.

Excessive wet spots may signal a leak. Perform regular maintenance checks on irrigation equipment.

For help in finding and repairing water leaks please visit:  
[www.savingwater.org/inside.htm#leaks](http://www.savingwater.org/inside.htm#leaks) ©



Replace old fixtures with high efficiency **WaterSense** faucets, toilets, washers and other plumbing appliances. Look for the **WaterSense** label on new appliances at [www.epa.gov/watersense/product\\_search.html](http://www.epa.gov/watersense/product_search.html).



#### Bottle vs. Tap

If you're looking for ways to save money, make the smart choice of drinking tap water instead of bottled water. Tap water is regulated by the EPA unlike bottled water. Bottled water is generally made from the same sources as tap water.

**Bottled water costs up to 1,000% more than your tap water.**

Add to that the environmental cost of the plastic, manufacturing, distribution and disposal of all those bottles and we think you'll agree—tap water can save you money and is the environmentally responsible thing to do!



## Electronic Meter Reading

Meridian is taking steps to read its 28,000+ water meters each month more efficiently than ever before. In the past, the effort to read meters has been monumental due to having to physically visit each home to capture the read. This process was very time consuming and labor intensive.

Our new process incorporates the latest in wireless technology. Now we can remotely capture meter readings without leaving our cars. To do this, a Radio Read Transceiver Unit is mounted inside the meter box that allows the reads to be transmitted to a moving vehicle equipped with a synchronized reading system. Converting to this new technology has reduced costs significantly in both time and labor.

To help ensure this system is protected, we ask that you please use caution when mowing or removing snow around your meter lid as the antenna is slightly protruding above ground and could be damaged.

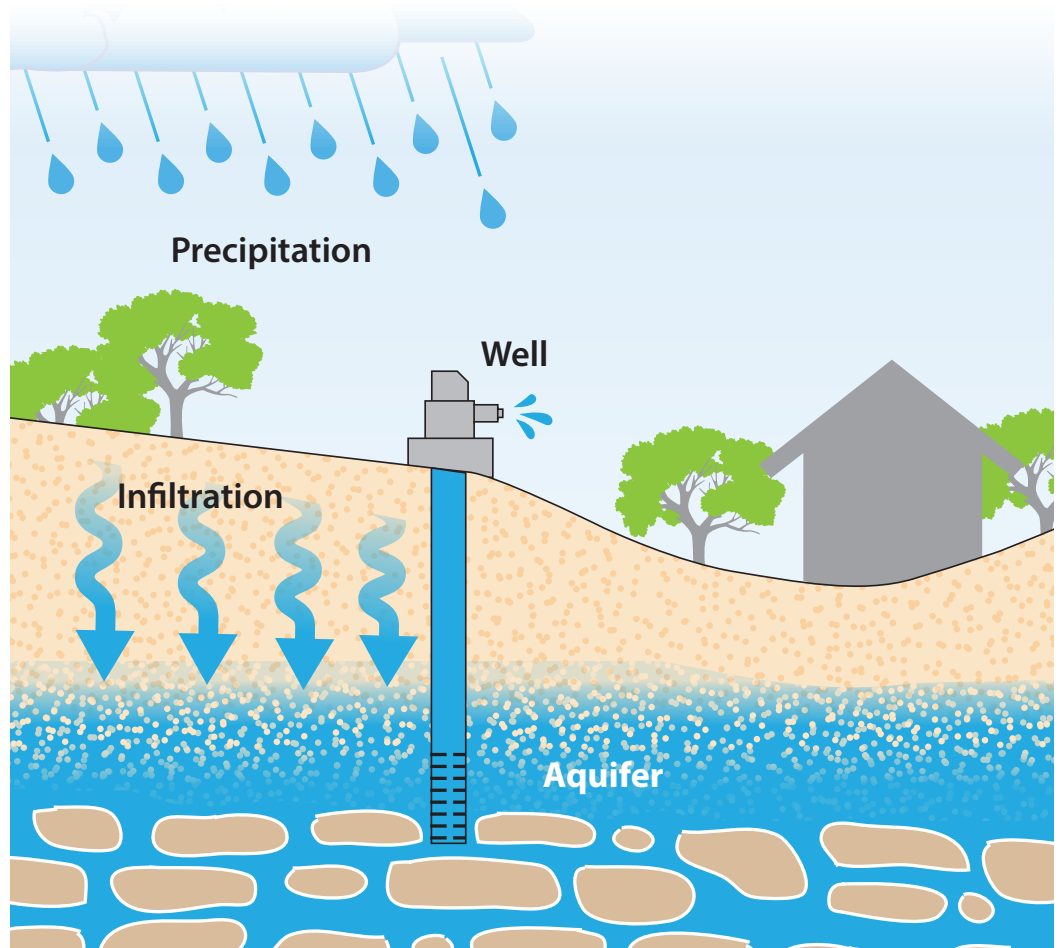


Shawn using Mobile Reading Unit

## Protecting Our Water Supply

Meridian's water supply comes from 20 wells that withdraw groundwater from deep within the aquifers. An aquifer is an underground layer of rock or sand that is filled with water. Aquifers must be refilled or "recharged" with non-polluted water to remain healthy and available for use. This recharge is accomplished through the natural percolation of rain and snow runoff through the soil as illustrated below.

Since Meridian's drinking water is withdrawn from aquifers, it is important to keep our groundwater as free from pollutants as possible. Help by doing your part to protect this precious resource and prevent groundwater pollution.



Meridian relies on help from its residents to keep our drinking water sources clean. Here are tips so you can do your part to keep our water and community clean:

- 1 Pick up pet waste and dispose of it in a garbage can.
- 2 Wash vehicles at a carwash and not on the street or driveway.
- 3 Keep litter and pollutants out of storm drains. If you see it, pick it up.
- 4 Recycle motor oil, antifreeze and other fluids. Don't dump in drains or on the ground!
- 5 Compost grass clippings and yard debris or collect and place them in your trash cart. Do not hose them down the drain.
- 6 Dispose of household hazardous waste safely! Use the household hazardous waste collection events.

Visit [www.meridiancity.org/environmental](http://www.meridiancity.org/environmental) for information on recycling services, household hazardous waste, collection events and more!

## Water Quality in Your Neighborhood

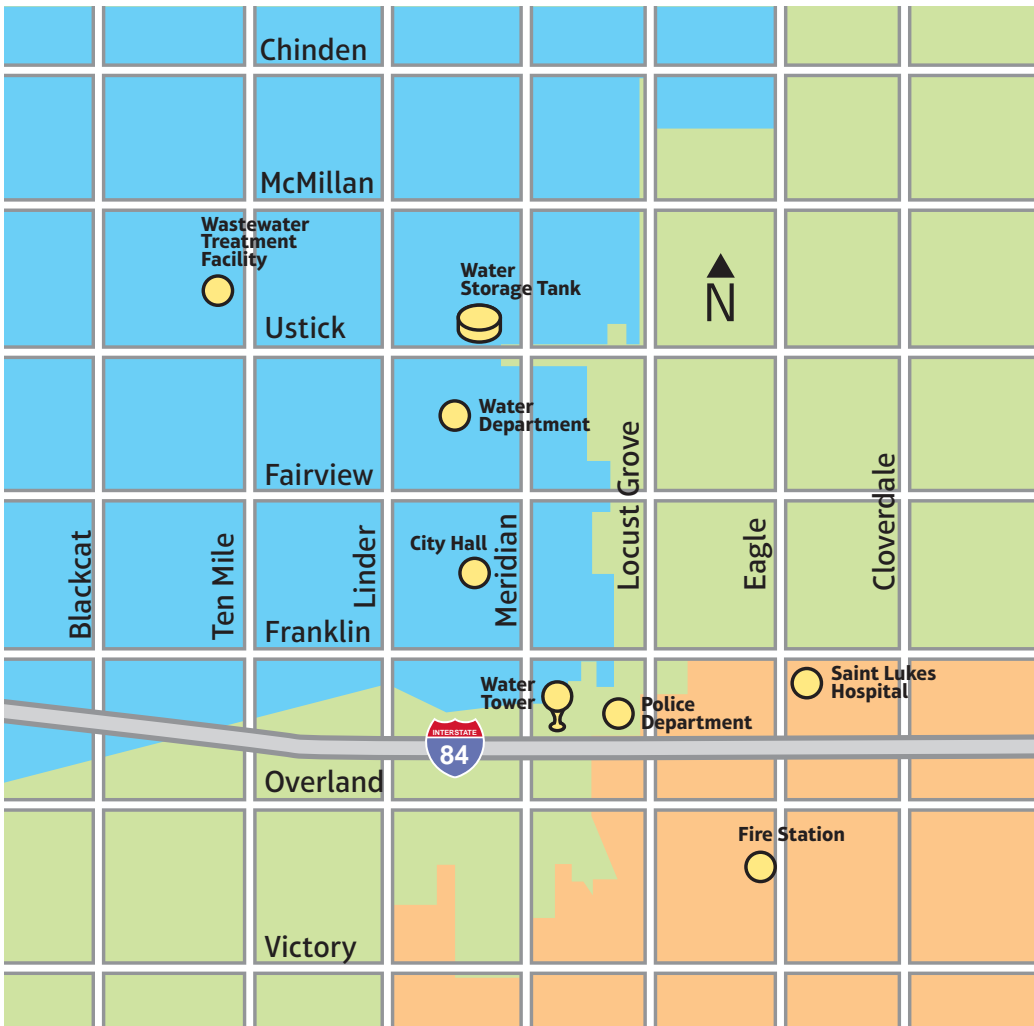
Do you have a pool, a water softener, an aquarium or any other equipment at your home or business that requires water quality information in order to be set up and operate properly?

If you do, we have developed the following chart and corresponding map showing the specific water qualities throughout the City. It is broken into three separate zones each identified by a unique color with some general landmarks to help you determine which zone you live in and the water quality you may have.

If you have other water quality questions please feel free to contact us at (208) 888-5242 or e-mail us at [water@meridiancity.org](mailto:water@meridiancity.org). We would be glad to answer your questions.

| Zone   | Hardness*             | Iron     | Sodium | TDS**   |
|--------|-----------------------|----------|--------|---------|
| Zone 2 | 5.5 Grains per Gallon | 0.04 PPM | 14 PPM | 172 PPM |
| Zone 3 | 7.3 Grains per Gallon | 0.30 PPM | 36 PPM | 238 PPM |
| Zone 4 | 8.0 Grains per Gallon | 0.03 PPM | 74 PPM | 208 PPM |

Figures on this Chart are the average levels of minerals from wells that contribute to each zone.



\* Hardness is dissolved calcium and magnesium, which may cause deposits on fixtures and dishes. Our average water hardness is 122 ppm or 7 grains per gallon. According to the National Research Council (National Academy of Sciences), hard water generally contributes a small amount toward total human dietary needs of calcium and magnesium.

\*\* Total Dissolved Solids are classified as a secondary contaminant by the Environmental Protection Agency (EPA) and a suggested maximum is 500 ppm. Concerns with secondary standards relate to aesthetic or cosmetic quality of the water rather than health concerns. TDS can give water a murky appearance and detract from the taste quality of the water.

## Before You Dig... Did you know?

Have you ever walked along a street and noticed painted lines of all different colors marked about in no particular pattern and wondered what it was all about? Well, that's a good question and one we are often asked.

What you are looking at is actually a very important color code that utilities use to identify the locations of their buried facilities. These colors are important as they identify the type of facility such as electric lines, water lines, gas lines, etc... along with the direction that they run. Knowing the type and location of underground lines in advance of digging helps protect workers and property owners during excavations and helps prevent costly damages and service interruptions to these critical utilities.

If you plan on doing any excavation on your property (i.e. planting trees, etc...) please contact DIGLINE at 811. This single call will connect you to Idaho's one call underground notification center which in turn will notify all of the utility providers in your area. Upon receiving notice, they will then mark their facility's around your property within 48 hours at no cost to you.



Know what's below.  
Call before you dig.

Mark  
locating an  
underground  
water line





## Water Quality Data

We routinely monitor for contaminants in your drinking water according to federal, state, and local standards. The State of Idaho requires us to monitor for certain contaminants less than once per year because the concentrations of these contaminants are generally stable, not expected to vary from year to year, or the system is not considered vulnerable to this type of contamination. Therefore, some of our data, though representative, may be more than one year old. These tables show the results of monitoring for the period of January 1 to December 31, 2012, unless otherwise noted. For more information about this report, or for any questions relating to your drinking water, please contact us at [water@meridiancity.org](mailto:water@meridiancity.org).

PWS ID # ID4010097

| INORGANIC CONTAMINANTS   |                 |                 |                         |                               |                               |  |  |
|--|-----------------|-----------------|-------------------------|-------------------------------|-------------------------------|--|--|
| Contaminant  | Violation (Y/N) | MCL             | MCLG                    | Lo Level Detected             | Hi Level Detected             | Test Date                                  | Likely Source of Contamination   |
| Beryllium  | N               | 4.0             | 4.0                     | ND                            | 0.80                          | Oct 2012                                   | Discharge from metal refineries and coal-burning factories; Discharge from electrical, aerospace, and defense industries.            |
| Arsenic  | N               | 10.0            | N/A                     | <.1                           | 2.50                          | Oct 2012                                   | Erosion of natural deposits; runoff from orchards; runoff from glass and electronics production wastes.                              |
| Barium   | N               | 2.0             | 2.0                     | ND                            | .11                           | Oct 2012                                   | Discharge of drillings wastes; Discharge from metal refineries; Erosion of natural deposits.   |
| Fluoride   | N               | 4.0             | 4.0                     | 0.15                          | 0.53                          | Oct 2012                                   | Erosion of natural deposits; water additive which promotes strong teeth: discharge from fertilizer & aluminum factories.             |
| Nitrate (as Nitrogen)  | N               | 10.0            | 10.0                    | <.1                           | 5.39                          | Dec 2012                                   | Runoff from fertilizer use; leaching from septic tanks, sewage; erosion of natural deposits.   |
| Nitrate in drinking water at levels above 10 ppm is a health risk for infants of less than six month of age. High nitrate levels in drinking water can cause blue baby syndrome. Nitrate levels may rise quickly for short periods of time because of rainfall or agricultural activity. If you are caring for an infant, you should ask advice from you health care provider. |                 |                 |                         |                               |                               |  |  |
| Cadmium  | N               | 5.0             | 5.0                     | <.5                           | 1.1                           | Oct 2012                                   | Corrosion of galvanized pipes; erosion of natural deposits; discharge from metal refineries; runoff from waste batteries and paints. |
| Chromium   | N               | 100.0           | 100.0                   | ND                            | 11.00                         | Oct 2012                                   | Discharge from steel and pulp mills; Erosion of natural deposits.  |
| VOLATILE ORGANIC CONTAMINATE   |                 |                 |                         |                               |                               |  |  |
| Atrazine   | N               | 3.0             | 3.0                     | ND                            | 0.40                          | Jul 2012                                   | Runoff from herbicide used on row crops.   |
| RADIONUCLIDES  |                 |                 |                         |                               |                               |  |  |
| Gross Alpha  | N               | 15.0            | 15.0                    | ND                            | 14.82                         | Oct 2012                                   | Erosion of natural deposits.   |
| Combined Radium  | N               | 5.0             | 5.0                     | ND                            | 2.45                          | Oct 2012                                   | Erosion of natural deposits.   |
| Uranium  | N               | 30.0            | 30.0                    | ND                            | 28.05                         | Oct 2012                                   | Erosion of natural deposits.   |
| LEAD AND COPPER  |                 |                 |                         |                               |                               |  |  |
| Contaminant  | Violation Y/N   | 90th Percentile | Action Level            | MCLG                          | # of sites above Action Level | Test Date                                  | Likely Source of Contamination   |
| Lead   | N               | 4.5             | 15.0                    | 0.00                          | 0.00                          | Jul 2012                                   | Corrosion of household plumbing systems; Erosion of natural deposits.  |
| Copper   | N               | 0.16            | 1.3                     | 1.30                          | 0.00                          | Jul 2012                                   | Corrosion of household plumbing systems; Erosion of natural deposits.  |
| DISINFECTANT BY-PRODUCTS   |                 |                 |                         |                               |                               |  |  |
| Contaminant  | Violation (Y/N) | MCL             | Chlorine Annual Average | Hi Level Detected             | Test Date                     | Likely Source of Contamination             |  |
| HAA  | N               | 60              | .28                     | 7.7                           | Aug 2012                      | By-product of drinking water chlorination. |  |
| THM (total)  | N               | 80              | .28                     | 8.8                           | Aug 2012                      | By-product of drinking water chlorination. |  |
| CHLORINE   | N               | 4.0             | .28                     | 1.76                          | Dec 2012                      | Water Additive used to control microbes.   |  |
| BACTERIA   |                 |                 |                         |                               |                               |  |  |
| Contaminant  | Violation Y/N   | MCL             | MCLG                    | Highest % positive in a month | Total # positive              | Likely Source of Contamination             |  |
| Total Coliform   | N               | >5%             | 0                       | 1                             | 1                             | Naturally present in the environment.      |  |

# Informational Facts About Drinking Water from the EPA

## DEFINITIONS TO HELP YOU UNDERSTAND THE ABBREVIATIONS USED IN THIS REPORT

**(AL) Action Level:** The concentration of a contaminant that, if exceeded, triggers treatment or other requirements that a community water system shall follow.

**(HAA) Haloacetic Acids:** By-products created when disinfectants used to treat water react with organic and inorganic material in source water.

**(MCL) Maximum Contaminant Level:** The highest level of a contaminant that is allowed in drinking water. MCLs are set as close to the MCLGs as feasible using the best available treatment technology.

**(MCLG) Maximum Contaminant Level Goal:** The level of a contaminant in drinking water below which there is no known or expected risk to health. MCLGs allow a margin of safety.

**(MPL) Maximum Permissible Level.**

**(ND) Non-Detect:** Not detected in sample.

**(PPM) Parts per million** or milligrams per liter (mg/l)

**(PPB) Parts per billion** or micrograms per liter (ug/l)

**(pCi/L) Picocuries per liter:** A measure of radioactivity

**Primary Standards:** Federal drinking water regulations for substances that are health related. Water suppliers must meet all primary drinking water standards.

**Secondary Standards:** Federal drinking water measurements for substances that do not have an impact on health. These reflect aesthetic qualities such as taste, odor and appearance. Secondary standards are recommendations, not mandates.

**(THM) Trihalomethanes,** chemical compounds that can be formed when water is disinfected with chlorine.

Drinking water, including bottled water, may reasonably be expected to contain at least small amounts of some contaminants. The presence of contaminants does not necessarily indicate that water poses a health risk. More information about contaminants and potential health effects can be obtained by calling the Environmental Protection Agency's (EPA) Safe Drinking Water Hotline at:

1-800-426-4791 or <http://www.epa.gov/safewater/hotline>.

In order to ensure your tap water is safe to drink, EPA prescribed regulations which limit the amount of certain contaminants in water provided by public water systems. Food and Drug Administration (FDA) regulations establish limits for contaminants in bottled water which must provide the same protection for public health. Contaminants that may be present in source water BEFORE we treat it include:

**Microbial contaminants,** such as viruses and bacteria, which may come from sewage treatment plants, septic systems, agricultural livestock operations, and wildlife.

**Inorganic Contaminants,** such as salt and metals, which can be naturally-occurring or result from urban storm water runoff, industrial, or domestic water discharges, oil and gas production, mining, or farming.

**Pesticides and herbicides,** which may come from a variety of sources such as agriculture, urban storm water runoff, and residential uses.

**Organic chemical contaminants,** including synthetic and volatile organic chemicals, which are by-products of industrial processes and petroleum production, and can also come from gas stations, urban storm water runoff, and septic systems.

**Radioactive contaminants,** which can be naturally occurring or be the result of oil and gas production and mining activity.

## SPECIAL HEALTH PRECAUTIONS

**Some people may be more vulnerable to contaminants** in drinking water than the general population.

Immuno-compromised persons such as persons with cancer undergoing chemotherapy, persons who have undergone organ transplants, people with HIV/AIDS or other immune system disorders, some elderly, and infants can be particularly at risk from infections.

These people should seek advice about drinking water from their health care providers. EPA / Centers for Disease Control and Prevention (CDC) guidelines on appropriate means to lessen the risk of infection by cryptosporidium and other microbiological contaminants are available from the Safe Drinking Water Hotline at 1-800-426-4791 or <http://www.epa.gov/safewater/hotline/>

## LEAD....WHAT YOU SHOULD KNOW

The City of Meridian, along with the Idaho Department of Environmental Quality and the USEPA, are concerned about the lead in your drinking water. In 2009, the City of Meridian completed a sampling event for this contaminant and is pleased to report that the results did not exceed the allowable MCL. Even though there was no detectable lead in any of Meridian's water sources, lead is a serious contaminant that can be found in the water of some homes. If present, elevated levels of lead can cause serious health problems, especially for pregnant women and young children. Lead in drinking water is primarily from materials and components associated with service lines and home plumbing.

The City of Meridian is responsible for providing high quality drinking water, but cannot control the variety of materials used in plumbing components. When your water has been sitting for several hours, you can minimize the potential for lead exposure by flushing your tap for 30 seconds to 2 minutes before using water for drinking or cooking. If you are concerned about lead in your drinking water, you may wish to have your water tested.

Information on lead in drinking water, testing methods and steps you can take to minimize exposure is available from the Safe Drinking Water Hotline or at <http://www.epa.gov/safewater/lead>.

**Upcoming Initiatives:** The City of Meridian is currently in the planning stages for building its first treatment facility to remove iron and manganese from our production wells. This will help reduce brown water issues and improve water quality.

## DISCOLORED WATER

Occasionally you may notice that your water is slightly discolored or brownish in appearance.

This color is caused when a disinfectant (chlorine) mixes with water containing iron or manganese. This chemical reaction causes the minerals to then precipitate out of the water and eventually settle on the bottom of the water lines. During increased water flows caused by high demands, these deposits can be stirred up and carried to homes in the form of brown water.

Although this water may have some color, it is not harmful, and is safe for consumption. However, if you do encounter brown water, run your cold water taps for several minutes and it should clear up. Also, try to avoid running laundry and dishwashers during these brown water times to prevent getting unwanted stains.